



ALUTECH
SYSTEMS

ARCHITECTURAL ALUMINUM SYSTEMS



// We at Alutech do things a bit differently...

Our culture and values are defined by our actions and activities.

Our people are the best in the market, nothing is too much trouble for them.

Customers provide feedback that we take action on and implement.

Our goal is to provide a 'great' level of service, to make sure that people have a better day than they would otherwise have done. Whether that be our customers, staff, suppliers, or other people connected with the business.

We provide answers to questions, make achievable promises, let you know if an issue should arise whilst keeping a cool calm head.

We provide a little surprise every day to our clients—excellent and ongoing service, not just in sales and operations, but finance and process—our people are here to provide a little greatness every day.

Oh and our products are pretty good as well. //

Steve Hudson,
Managing Director
of the ALUTECH Systems

ALUTECH Group of companies



AluminTechno JLLC

AluminTechno JLLC is one of the manufacturing enterprises of ALUTECH Group of companies that specializes in the production of the extruded aluminium profiles, powder coating and anodizing.

A highly efficient advanced enterprise is equipped with the production facilities from the leading manufacturers from the USA, Germany, Italy, etc. Some of the technological processes and elements of the production equipment have no analogues in the CIS countries.

AluminTechno JLLC has implemented a complete production cycle: from melting of the primary aluminum to the production of the extruded profiles, their powder coating or anodizing.

The main production facilities consist of the modern foundry shops, high-tech press lines, advanced powder coating and anodizing lines.



ALUMINIUM
PROFILE SYSTEMS

- Unitised facade systems
- Facades systems
- Cladding systems
- Commercial window and door systems
- Residential window and door systems
- Non-thermally broken window and door systems
- Sliding systems
- Fold and slide systems
- Internal partitioning systems
- Fire-rated systems
- Louvre and brise soleil systems
- Shop front systems
- Skylight systems



Alutech Incorporated LLC



**ROLLER SHUTTER
SYSTEMS**

- Insulated domestic roller garage doors
- Commercial roller shutters
- Roller door components and automation



Alutech Doors Systems LLC



**SECTIONAL
DOORS**

- Domestic sectional garage doors
- Industrial sectional garage doors
- Wicket and personnel/side doors
- Bespoke design variations



**GARAGE DOOR
AUTOMATION**

- Garage door operating system
- Accessories

AluminTechno JLLC

Nowadays, AluminTechno JLLC produces a wide range of aluminum profiles (over 1000 different configurations), which are used in the automobile and machine tool industry, aviation, building, energetics, furniture and light industry, architecture.

The overall production capacity of AluminTechno JLLC are:

- extrusion lines: more than 45 000 tons per year;
- powder coating lines: more than 35 000 tons per year;
- anodizing workshops: more than 10 000 tons per year;
- melting shops: 55 000 tons per year.



The first company of ALUTECH holding was founded—ALUTECH LLC (Minsk). The main activity: the installation of the ready-made roller shutters, on-site production of the accessories.

- Balcony system was launched
- Non-thermally broken systems as well as interior partition systems were launched
- Thermally broken systems as well as facade systems were launched

1996

2002

2005

2007

2008

2009

AluminTechno JLLC (Minsk) was founded—the manufacturing enterprise, specializing in the aluminium profile extrusion and powder coating



AluminTechno JLLC put into operation the production complex for anodizing of the aluminium profiles





Structural glazing systems as well as stained-glass systems were launched

Launching of the fire resistant, skylight and unitized curtain wall systems

Launching of the new curtain wall system with glass installation from inside

Launching of the patio door systems and hidden-sash structures

2013

2014

2015

2018

Two press lines, the anodizing workshop, the vertical powder coating line, the automated warehouse were put into operation



New foundry was launched



ALUTECH aluminium profile systems

PATIO DOORS



ALT SL160
Sliding door systems



ALT BF73
Bifolding door systems

SPECIAL ALUMINIUM SYSTEMS




ALT F50FR
Fire resistant curtain wall system



ALT FR76
Fire resistant doors and partitions



ALT B200
Balcony railing system



ALT SP50
Sun protection system



ALT VR26
Ventilation grille system

INTERIOR PARTITION SYSTEMS



ALT110



ALT111



ALT115




BIM-models

FACADE SYSTEMS



ALT F50
Curtain wall system



ALT IGF65
Inside glazed curtain wall system



ALT SKL50
Skylight system



ALT EF65
Unitized curtain wall system



ALT150
Cladding facade system

WINDOW AND DOOR SYSTEMS



ALT C43
Without thermal break



ALT C48
Without thermal break



ALT W62
With thermal break



ALT W72
With thermal break




ALT W72CW
With thermal break

Patio doors


ALT SL160 LIFT & SLIDE DOORS



ALT SL160 lift and slide system is a modern solution for glazing of large openings in premium buildings. The functionality of the system is provided by its way of opening—the leaf does not occupy the inner space, releases large opening and allows to combine several rooms or a room with a terrace.




ALT SL160 system gives architects and designers vast opportunities in designing of large openings—thermally insulated lift and slide doors can replace a wall, have high burglar resistant characteristics, improve the illumination of residential premises and save useful area.



TECHNICAL CHARACTERISTICS

Acoustic performance	up to 43 dB
Frame mounting depth	160 mm
Thermal insulation	1.0 W/m ² ·K
Sash mounting depth	72 mm
Air tightness	Class 4
Maximum glazing thickness	54 mm
Water tightness	600–750 Pa (Class 9A)
Maximum sash weight	440 kg
Burglar resistance	WK2
Maximum sash height	up to 3300 mm
Maximum sash width	up to 3200 mm



Patio doors

ALT BF73 BI-FOLDING DOORS




BF73 system of bi-folding panoramic doors is a modern exclusive solution designed for residential houses, as well as commercial buildings with café entrances and restaurant terraces, showrooms and meeting rooms in business centers and hotels.






TECHICAL CHARACTERISTICS

Acoustic performance	up to 36 dB
Frame mounting depth	73 mm
Thermal insulation	0.6–0.73 W/m ² ·°K
Sash mounting depth	73 mm
Air tightness	Class 4
Maximum glazing thickness	44 mm
Water tightness	600 Pa (Class 9A)
Maximum sash weight	120 kg
Burglar resistance	WK2, PAS24
Maximum sash height	up to 3 000 mm
Maximum door length	up to 6 500 mm
Maximum sash width (while using of the frame connector)	up to 1 200 mm (up to 16 800 mm)




ALUTECH new products

INTEGRATED
LARGE-SIZE SASH
ALT F50



BENDED
UNITIZED FACADE
ALT EF65





BIM-models

THERMALLY BROKEN
BALCONY DOOR

ALT W72

WITH LOW THRESHOLD



THERMALLY BROKEN
WINDOWS

ALT W72

'HIDDEN SASH' TYPE





ALUTECH new products

ALT F50 INTEGRATED LARGE-SIZE SASH

TECHNICAL CHARACTERISTICS

Sash height	up to 4 m
Sash width	up to 2 m
Sash weight	up to 350 kg
Hardware options	ALUTECH
Automatics	D+H
Thermal insulation	$U_f < 1.0 \text{ W/m}^2\cdot\text{K}$



ALT F50

FACADE
WINDOW SYSTEM



The system of the integrated facade windows corresponds to all modern technological requirements, architecture and thermal insulation characteristics. The variety of glass fixation solutions allows to implement any customer requirements.



Glass fixation with the help of the glass bead profile



Hidden sash with pasted glazing




Window with glass fixation by the bounding profile



Slight smoke removal hatch

ALUTECH new products

ALT F50 MODIFICATIONS AND VARIANTS OF IMPLEMENTATION



TRADITIONAL CURTAIN WALL ALT F50

This system allows to create diverse types of translucent building envelope of various degree of complexity.

TECHNICAL CHARACTERISTICS

Acoustic performance	up to 48 dB
Thermal insulation	$U_f < 1.0 \text{ W/m}^2\cdot\text{K}$
Air tightness	Class A
Water tightness	Class A
Interior visible width	50 mm
Exterior visible width	20/38/50 mm
Glass thickness	4–62 mm
Maximum glazing weight	up to 700 kg



ALT F50SG STRUCTURAL GLAZING

Completely glazed facade of any configuration without aluminium profiles from the outside. Fixation of the glazing is carried out with the help of invisible end clamps.



ALT F50SSG IMITATION OF STRUCTURAL GLAZING

The main aesthetic difference of this facade solution is the absence of 50 mm clamping covers and decorative caps. Thin and almost invisible from the outside, clamping bar profiles are used instead. Plain glass adjoining profiles create the illusion of structural glazing.



ALT F50HL 'HORIZONTAL LINE' SEMI-STRUCTURAL GLAZING

Combination of the traditional and structural glazing. Various concealed cleats are applied in one of the directions either horizontal, or vertical one.

ALT EF65

UNITIZED
FACADE



TECHNICAL CHARACTERISTICS

Unit height	3600 mm
Unit width	2700 mm
Unit weight	up to 500 kg
Thermal insulation	$U_f < 1.0 \text{ W/m}^2\cdot\text{K}$
Camera depth of the frame profiles and transom bars	125/150 mm up to 200 mm
Glazing thickness	up to 56 mm



ALUTECH new products

ALT W72 WINDOW SYSTEM WITH HEIGHTENED THERMAL INSULATION AND ACOUSTIC CHARACTERISTICS

ALT W72 window is a modern and innovative solution for aperture glazing, that allows significantly increase energy efficiency and functionality of the premises and building itself. Besides that it provides the high level of convenience, comfort and aesthetic appearance.




Classic window



Coplanar sash



Outward opening sash



TECHNICAL CHARACTERISTICS

Acoustic performance	up to 48 dB
Thermal insulation	$U_f \leq 1.0 \text{ W/m}^2\cdot\text{K}$
Air permeability	Class 4
Water tightness	Class E1050
Resistance to wind load	Class CE2400
Maximum sash weight	150 kg
Frame mounting depth	72 mm
Sash mounting depth	80 mm
Maximum glazing thickness	50 mm
Maximum sash height	up to 2500 mm
Maximum sash width	up to 1700 mm

ALT W72HS

THERMALLY BROKEN WINDOWS:
'HIDDEN SASH' TYPE



ALT W72HS system is intended for the production of windows and belt stained glass. ALT W72HS windows meet the most strict architectural and design requirements due to a completely hidden sash, maximum glazing area, identical visual appearance both in fixed and opening parts.

ALT W72R

ALT W72R window system with the heightened thermal insulation characteristics is intended for assembling the windows in facade apertures with the wall insulation from the inside. The simplicity and safety of the installation process allow to use ALT W72R system while restoration or reconstruction. A variety of window installation solutions provides ample opportunities for arranging of any type of aperture.



ALUTECH new products

ALT W72

THERMALLY BROKEN TERRACE DOOR
WITH LOW THRESHOLD



ALT W72 terrace door is an optimal and functional solution for the arrangement of the balconies and terraces. The minimal threshold height corresponds to the unimpeded access regulations. The sash design options as well as the perimeter locking application allow architects and designers to implement the most suitable and aesthetic solutions for the arrangement of balconies and terraces.

ADVANTAGES

High thermal insulation characteristics
(U_f up to $1.0 \text{ m}^2 \cdot \text{K/W}$)

The height of the threshold (20 mm) corresponds to the European standards

Perimeter locking (for tilt and turn and side hung windows with visible or concealed hinges)

Secure and tight sealing

Easy in profile processing, assembly and installation

The geometry of the seals in conjunction with the threshold profiles form a continuous front surface line that guarantees convenience in operating and service

Various sash design options



ALT W72

DOOR SYSTEM WITH INCREASED THERMAL INSULATION AND ACOUSTIC PERFORMANCE



ALT W72 doors demonstrate excellent thermal insulation characteristics and ideally suit the buildings with high requirements to energy efficiency and design.

Aesthetic design perfectly combines with ALUTECH facade and window systems.



Door with thermally insulated threshold



Door with automatically drop-down threshold



Alutech Systems Ltd

Ravensthorpe Industrial Estate
Havelock Street
Low Mill Lane
Ravensthorpe
Dewsbury
WF13 3LN

Tel.: 01924 350 110

www.alutechsystems.co.uk



Art. R17000225E
04.2019